

## COPYBOARDS

# Series

board with advanced memory function.  
productive meetings.

## Choice

Copyboards let you output your ideas and drawings using either a printer or USB Flash Memory. as with the simple touch of a button.

### Digital Data

#### Save image data...

You can save the image data to your USB Flash Memory without hooking up to a PC.

#### Easy distribution...

Easily distribute exact copies of your work via e-mail to attendees and people at distant location who were not present at the meeting.

#### Utilize the data...

Further edit and enhance your work with image editing programs. Paste your notes, drawings, charts, and diagrams into office documents.



### Recommended Configurations

**Stand-mount with printer**  
(\*Inkjet printer and stand are optional)  
Mounts on a stand with casters for easy mobility. You can change the height of the copyboard unit at three positions.



Standard panel type **M-11S**



Wide panel type with a large writing space **M-11W**

### Other Configurations

Customized configurations are available for additional flexibility, such as the mobile T-shape stand or the wall-mount type. Choose the configuration that best fits your conference room and budget.

Choice of standard and wide writing panel size is available for all configurations.

Some models require construction work for installation. Please consult your dealer for details.



Wall-mount with printer



Wall-mount without printer



Stand-mount without printer

### SPECIFICATION

	M-11S	M-11W	
BOARD	Board Surface Size	W1300 x H920 mm (51.2 x 36.2 inches)	W1800 x H920 mm (70.9 x 36.2 inches)
	Effective Reading Area	W1280 x H900 mm (50.4 x 35.4 inches)	W1780 x H900 mm (70.1 x 35.4 inches)
	Number of Pages	2	
	Sheet driving method	One Direction Endless Drive(Motorized / Manual)	
	Grid	50mm (2 inches) Squares	
	Writing Instruments	Dry Erase Whiteboard Markers (Black/Red/Blue/Green)	
	Reading Method	CCD Optical Sensor (RGB LED)	
	USB Port	3Port	
PRINTER	Lower Part of Board: A-Type 1Port (for Printer), B-Type 1Port(for PC) Control Panel: A-Type 1port (for USB Flash Memory)		
	Print Method	Inkjet(HP PCL3e Compatible) <sup>*1</sup>	
	Paper	SAMSUNG Laser(SPL: Samsung Printer Language Compatible) <sup>*1</sup>	
	Colors	A4-size(210 x 297mm)/ Letter-size(8.5 x 11inches) Plain Paper	
OUTER MEMORY	Print Density	Color or Black	
	Interface	300dpi	
	Type	USB 1.1 or USB 2.0 full-speed mode <sup>*2</sup>	
PC CONNECTIVITY	File Format	USB Flash Memory <sup>*3</sup>	
	Support OS	PNG and PNG Related HTML <sup>*4</sup>	
	File Format	USB 1.1 or USB 2.0 full-speed mode <sup>*2</sup>	
ENVIRONMENTAL CONDITIONS	Support OS	PNG/BMP/JPEG/TIFF <sup>*5</sup>	
	Temperature	Microsoft Windows 2000 Professional(Service Pack 4 or Later)/XP/Home Edition /Professional Edition Service Pack 2 or Later)	
	Humidity	10°C - 35°C(Operating)	
POWER	Source	30 - 85%(No condensation)	
	Consumption	AC100V-240V, 50-60Hz <sup>*6</sup>	
SIZE	Outer Dimensions (with Stands) <sup>*7</sup>	7W or less (Standby),7W (Power-on),40W (Operation)	
	Weight(without Printer)	W1470 x D700 x H1970(max) mm (W57.9 x D27.6 x H77.6(max) inches)	W1970 x D700 x H1970(max) mm (W77.6 x D27.6 x H77.6(max) inches)
	Installation	39kg / 86.0lb	43kg / 94.8lb
CONSUMABLES	Stand / Wall-Mount		
	Markers(Black, Red, Blue, Green), Eraser, AC Adaptor, USB Cable (3m length), Wall Mounting Brackets and Screws, User's Manual, Set-up Manual, Paper(5 Sheets for Test Printing), CD-ROM(TWAIN Driver, PLUS Image Viewer Ver.2, Set-up Utility, User's Manual(PDF))		

<sup>\*1</sup>: A printer is not included. Printer must be purchased separately. <sup>\*2</sup>: Not correspond High-speed. <sup>\*3</sup>: A USB Flash Memory is not included. <sup>\*4</sup>: The PNG format is supported by Microsoft Internet Explorer 6.0 later, or WEB Browser is supported PNG format. <sup>\*5</sup>: Image format(BMP/JPEG/TIFF/PNG) is supported by PLUS Image Viewer Application. <sup>\*6</sup>: The condition is subject to change depending on sales area. <sup>\*7</sup>: The height is adjustable at 1770, 1870, and 1970 mm (69.7, 73.6, and 77.6 inches).



PLUS Vision Corp. has ISO 9001 certification. Certificate No.1210017398 TMS



PLUS Vision Corp. has ISO 14001 certification. Certificate No. NGE-0210118A

## The PLUS Group PLUS Vision Corp.

**Inagi Office**  
1033-1, Oshitate, Inagi-shi, Tokyo 206-0811 JAPAN  
TEL;+81-(0)42-370-8216 FAX;+81-(0)42-370-8226  
e-mail; plusvision@plus.co.jp  
www.plus-vision.com

©2006, PLUS Vision Corp.  
[F-061] 0606IS-10A  
Printed in Japan

Specifications are subject to change without notice

# PLUS M-11 Series

The World fastest Electronic Copyboard v  
The M-11 for more produ c

## Your Choice

These advanced copyboards let you output your ideas and drawings using either a printer or a USB Flash Memory. as with the simple touch of a button. Share your ideas with the s

### Print Out

#### Quick print...

Present your audience with an exact copy of what has been written.

#### Clear and beautiful...

Better comprehension when no one must transcribe the meeting. Avoid mistakes and miscommunication.

#### Inkjet printer or Laser printer...

Wide choice of the printer to suit your needs. Store you printed notes conveniently on plain paper and quickly include them with meeting reports.


**FASTEST.**  
QUICK START & QUICK PRINT.

ard with Dual MEMORY function

The M-11 takes another leap forward in copyboard technology. Increased speed, a variety of print solutions, and digital storage options make the M-11 the new standard in the copyboard market.




Color gives your copies more impact!



**Wide choice.**  
Supports both laser and inkjet printers.




**User-friendly.**  
Time/Day Stamp and other utilities.



### Simple Operation

**Control Panel**

- Display Window
- +/- Button (Number of copies)
- Print Button (Print)
- Save Button (Save to your USB flash memory)
- Repeat Button
- Density Button
- Feed/Stop Button
- Color Button
- Power Button
- USB Flash Memory Port



- 1 Write directly on the surface...**

Use the electronic copyboard just as you would use a white board. Write directly on the surface, draw diagrams, take notes, brain storm. When the surface is full, you have options of printing or electronically storing your work, or continuing your writing to the next surface without losing your current work or your train of thought!
- 2 Scroll the sheet...**

Simply push the Feed/Stop Button to scroll the sheet one position left. A press of this button while scrolling will stop the scrolling. The sheet can also be moved manually, even when the power is off.
- 3 Save image data...**

**Save Your Writing and Images. To USB flash memory. For Easy Storage and Distribution.**

With a USB flash memory inserted, simply press the Save button on the board's control panel to download whatever is written to the flash memory. Press the button each time you finish a board page, and everything is stored as image data.
- 4 Easy distribution...**

Insert the USB flash memory to a personal computer to download the data. It is recognized as a removable drive, and the image data is stored in "M-11" folder with the file name of PV-xxxxxx.png. ("xxxxxx" consists of the data and number.) Works just like a digital camera.
- 5 Utilize the data...**

When the writing on the copyboard is downloaded to your computer it is easily viewed with common image viewing / editing applications and utilized in any number of ways. You can edit the image, insert it into office documents, or attach it to e-mails.